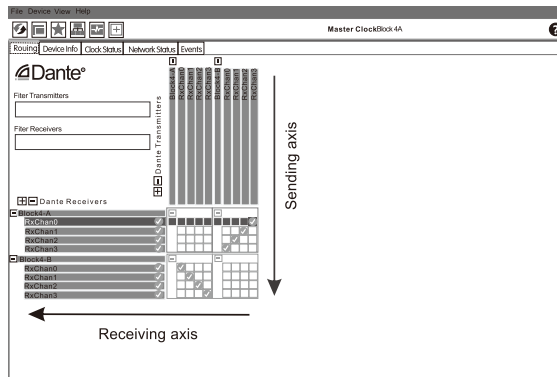


Dante is a network protocol, which on the three-layer IP network technology, provides a low latency, high precision and low cost solution for point-to-point audio connection. Dante technology can apply to transmitting high precision clock signal and audio signal and can perform complex routing in Ethernet (100M or 1000M), to ensure a perfect sound effect; to solve the problem of complicated wiring of traditional audio transmission, Adapt to the existing network, do not need special configuration. Block4+ is a Dante based digital audio 4-way input and 4-way output converter box. Dante is a real plug-and-play system, which runs without on computer network. User does not need professional training. All Dante devices are placed in a basic Dante network environment and Dante software will automatically perform all the basic functions for you. We use a mixer that compatible with Dante, wireless microphone and power amplifier, all devices are connected to the existing switch, all Dante set to the default settings. Before using Dante internet audio, we need use to connect all devices to a network switch. Use a regular CAT5E or CAT6 cable to plug into any primary port on the Dante device.

Dante software diagramed



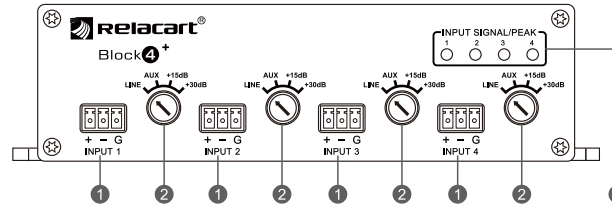
(Note: Dante cannot operate in WiFi connected environment. We rely on reliable and secure wired network environment to transmit perfect audio.)

Features

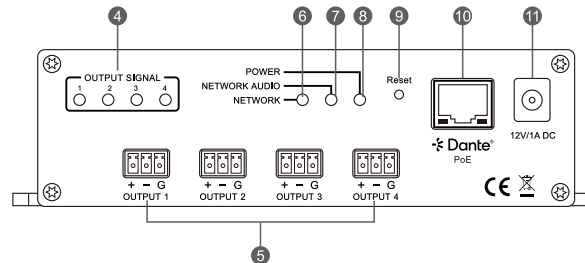
- Connect directly to network Ethernet cable.
- Standard PoE Power supply PoE IEEE802.3af standard.
- 4-channel analog inputs, each equipped with LINE input, AUX input and microphone input, where the microphone input has 2 levels of gain adjustment.
- Four-channel input audio indicator and microphone distortion indicator.
- 48V phantom power.
- Easy operation, simple mechanical gain adjustment switch, clear working indicator.
- 4-channel analog audio output, equip with four indicator.
- Equip with network connection indicator, network audio indicator, power indicator, reset switch.
- RF anti-interference design.
- No RF interference.
- Solid alloy structure.

Name and function

(Front panel)



(Rear panel)



- 1 Four analog audio balance input interfaces: Standard 3.81mm pitch plug type connection terminal (commonly known as Phoenix jack).
- 2 Band-type mechanical adjustment switch: Switch LINE input, AUX input and microphone input, where the microphone input has 2 levels of gain adjustment (+15dB, +30dB); LINE and AUX inputs does not provide 48V phantom power supply, microphone input to provide 48V phantom power.
- 3 PEAK indicator: Used to monitor the channel input signal level of the state, when the signal level is normal, the indicator light green, if the signal level overload, the indicator light red.
- 4 Four audio output indicator: Each channel has the output light indicator.
- 5 Four analog audio balance output interfaces: Standard 3.81mm pitch plug type connection terminal (commonly known as Phoenix jack).
- 6 NETWORK Connection Indicator: The line lights flashes after being plugged the network cable.
- 7 NETWORK AUDIO indicator: When the audio signal through the conversion box, the light will be lit.
- 8 POWER indicator: Power indicator light when there is power.
- 9 Reset switch: Press and hold until all LED lights flash at the same time, then release to set the IP to DHCP mode.
- 10 RJ45 cable interface: Need to connect the switch with PoE power supply, for the conversion box to provide PoE power supply. As data connect port of Dante data and data from the control software.
- 11 DC power supply interface: Connect the 12V/1A DC power supply to power the device. When using DC power supply, the device cuts off the PoE power supply automatically.

Warning: When connecting the power supply or connecting input and output ports, please turn the output volume to minimum to prevent noise from causing damage to the device.

Technical Parameters

Weight:	0,5Kg			
Audio Interface:	Standard 3.81mm pitch plug type connection terminal			
Audio Frequency Response:	20Hz~20KHz ±2dB			
Dynamic Range:	98dB, Analog to Analog			
Input channel gain:	Nominal	Gear level	Max input	48V status
	LINE	-10dBV	+16dBV	OFF
	AUX	0dBV	+7dBV	OFF
	+15dB	+15dBV	-8dBV	ON
	+30dB	+30dBV	-22dBV	ON
Input impedance:	2.2kΩ			
output level:	+16dBV MAX			
Output impedance:	600Ω			
output channel:	AUX: +10dBV			
Power consumption:	4W			
DANTE Network:	RJ45 connector, CAT5E or CAT6 cable over 100 Mbps			
Dimension:	166 x 83 x 44.6(mm)			
Power supply:	PoE IEEE802.3af standard,DC 12V/1A DC power supply			

Dante conference system connection diagram

